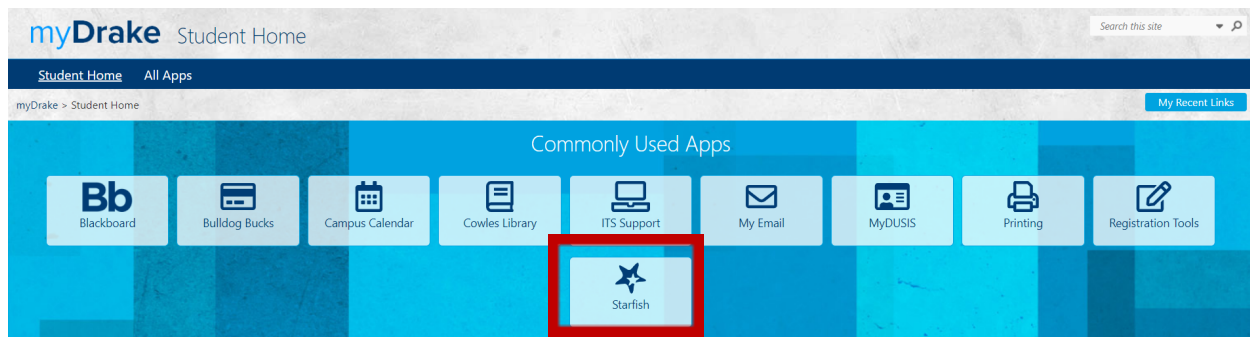


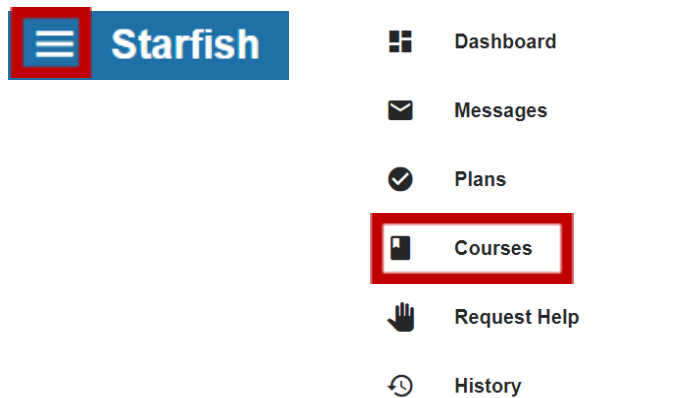
How to book a tutoring appointment:

1. Login to Starfish




Method 1:

2. Navigate to "Courses"

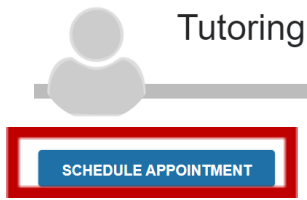


3. Courses that have tutoring available will show with the purple Service box



4. Select "Tutoring Center"

5. Select "SCHEDULE APPOINTMENT"



Share Links

[Copy Profile Link](#)

[Copy Appointment Link](#)

2. Select what you need help with

A screenshot of a form titled "Tutoring Center". The form has a header "What do you need help with?". Below the header are five radio button options, each in its own box:

- Assigned by professor to attend
- General tutoring support
- Help with homework assignment
- Preparing for an exam
- Seeking to better understand course concepts

3. Find a tutor for your preferred date and time and confirm an appointment

- a. Only tutors that have said they are comfortable tutoring in a class you are enrolled in will show